CS103, Autumn 2026

Lecture 13:

Mathematical Induction

Part 2 of 2

Mathematical Induction

Part 2

1. **Recap from Last Time**
2. The Colored Cubes Problem
3. “Building Up” vs. “Building Down”
4. Announcements
5. Complete Induction
6. Eating a Chocolate Bar
7. Induction vs. Complete Induction
8. An Important Milestone
9. What’s Next?

Let P be some predicate. The ***principle of mathematical induction*** states that if

If it starts true…

$$P(0) \text{ is true}$$

…and it stays true…

and

$$\forall k \in \mathbb{N}.\ (P(k) \to P(k+1))$$

then

$$\forall n \in \mathbb{N}.\ P(n)$$

…then it's always true.

Variations on Induction

For what values of n can a square be subdivided into n squares?

Subdividing a Square

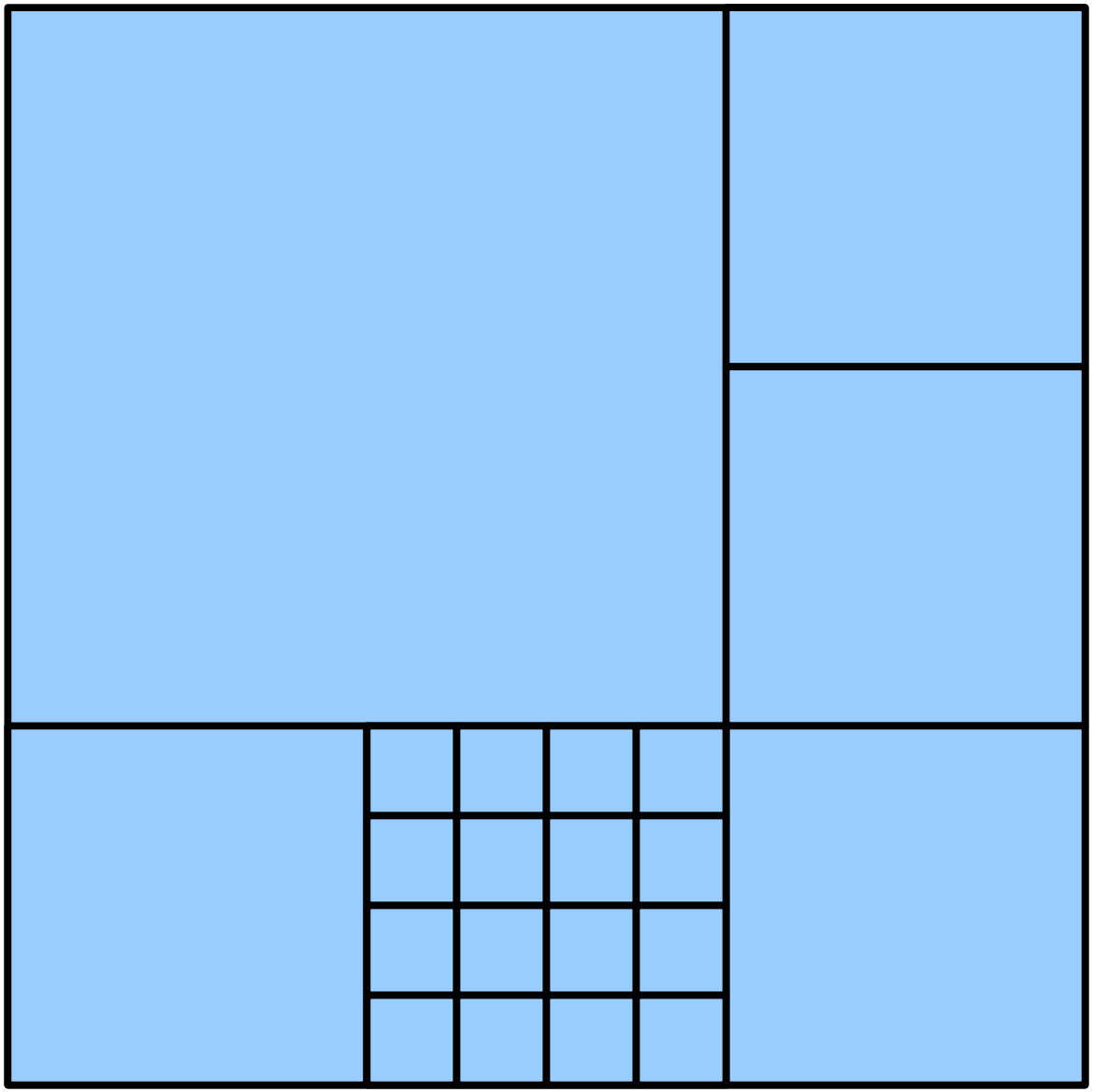

Subdividing a Square

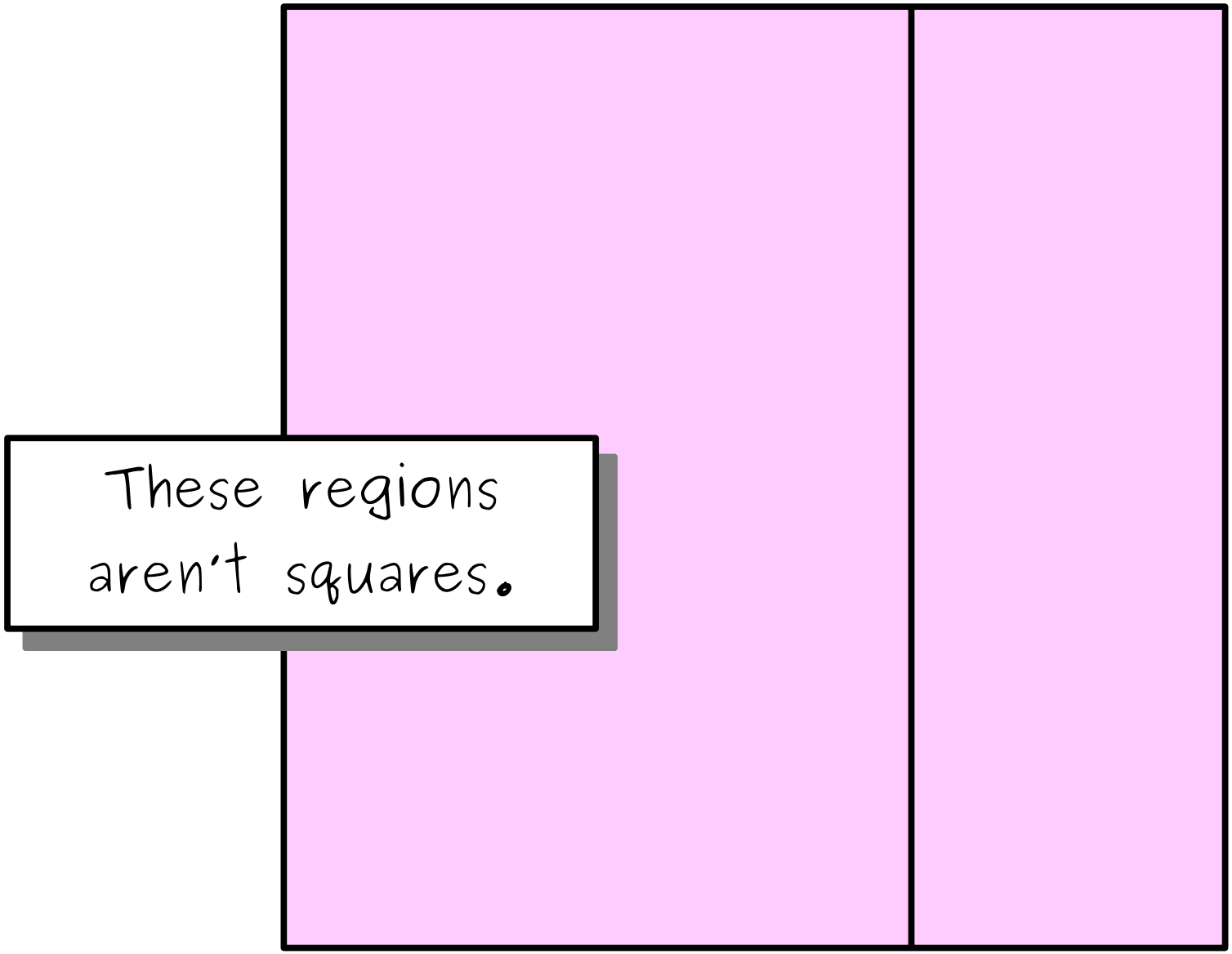

Subdividing a Square

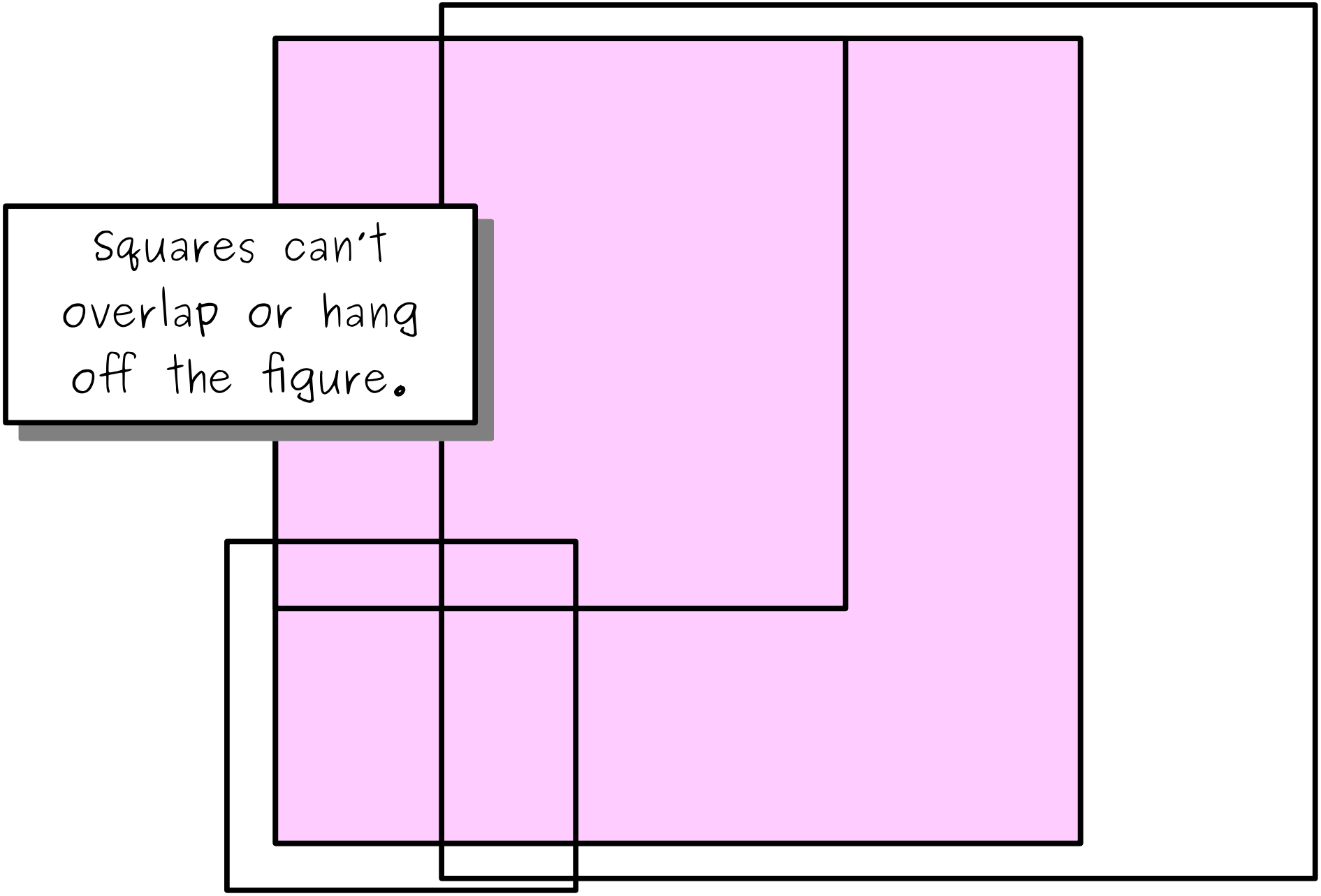

An Insight



An Insight



Theorem: For any $n \geq 6$, there is a way to subdivide a square into n smaller squares.

Proof: Let $P(n)$ be the statement "there is a way to subdivide a square into n smaller squares." We will prove by induction that $P(n)$ holds for all $n \geq 6$, from which the theorem follows.

As our base cases, we prove $P(6)$, $P(7)$, and $P(8)$, that a square can be subdivided into 6, 7, and 8 squares. This is shown here:

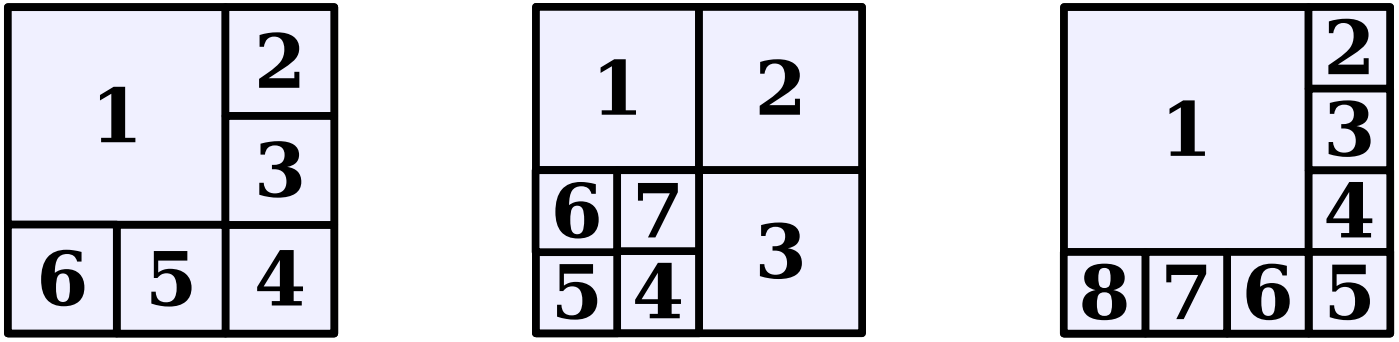

For the inductive step, assume that for some arbitrary $k \geq 6$ that $P(k)$ is true and that there is a way to subdivide a square into k squares. We prove $P(k+3)$, that there is a way to subdivide a square into $k+3$ squares. To see this, start by obtaining (via the inductive hypothesis) a subdivision of a square into k squares. Then, choose any of the squares and split it into four equal squares. This removes one of the k squares and adds four more, so there will be a net total of $k+3$ squares. Thus $P(k+3)$ holds, completing the induction. ■

Generalizing Induction

- When doing a proof by induction,
  - feel free to use multiple base cases, and
  - feel free to take steps of sizes other than one.
- If you do, make sure that…
  - … you actually need all your base cases. Avoid redundant base cases that are already covered by a mix of other base cases and your inductive step.
  - … you cover all the numbers you need to cover. Trace out your reasoning and make sure all the numbers you need to cover really are covered.
- As with a proof by cases, you don’t need to separately prove you’ve covered all the options. We trust you.

Mathematical Induction

Part 2

1. Recap from Last Time
2. **The Colored Cubes Problem**
3. “Building Up” vs. “Building Down”
4. Announcements
5. Complete Induction
6. Eating a Chocolate Bar
7. Induction vs. Complete Induction
8. An Important Milestone
9. What’s Next?

~~The Colored Cubes Problem~~

The Magic Potions Problem



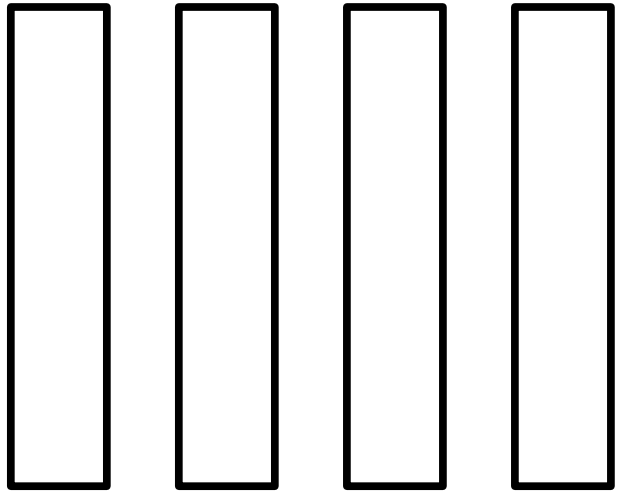

Here are 20 **potions** of 4 different **colors**.
Split them into 4 **shelves** of 5 **potions** each so that each **shelf** has **potions** of at most two different **colors**.

To be clear, here's the setup:

Each shelf will ***always*** have 5 potions.

A shelf will ***never*** have potions of more than 2 different colors.

We'll always have **5*n* potions** of ***n* colors** (where $n \in \mathbb{N}$).

Currently, we have **20 potions** and **4 colors** (so, $n = 4$).



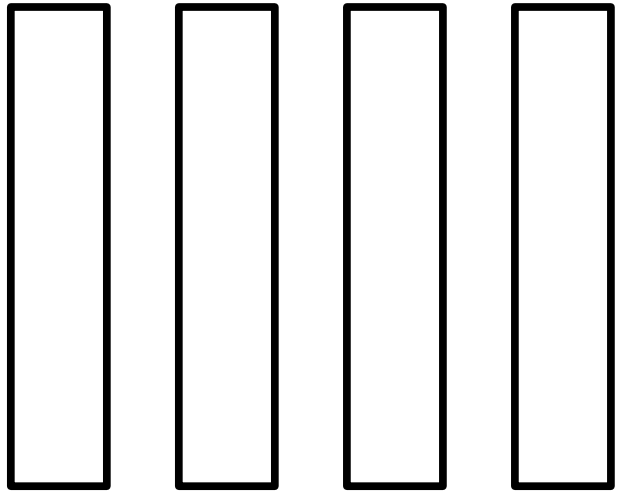

Here are 20 **potions** of 4 different **colors**.
Split them into 4 **shelves** of 5 **potions** each so that each **shelf** has **potions** of at most two different **colors**.



Here are 20 **potions** of 4 different **colors**.
Split them into 4 **shelves** of 5 **potions** each so that each **shelf** has **potions** of at most two different **colors**.



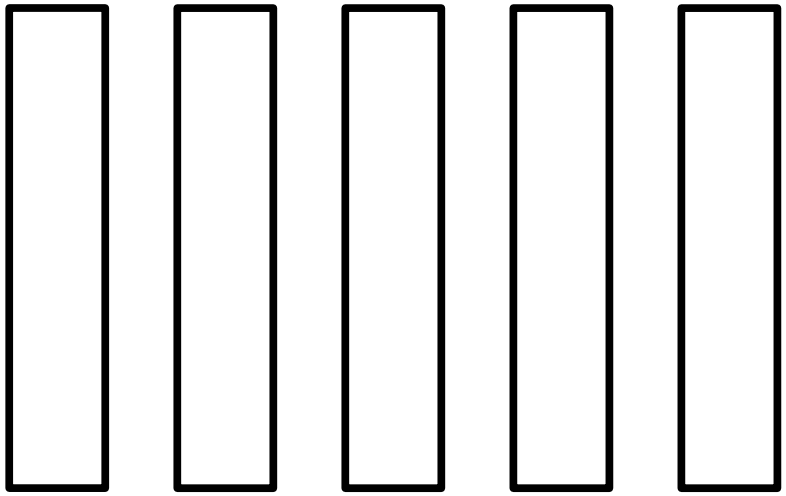

Here are 25 **potions** of 5 different **colors**.
Split them into 5 **shelves** of 5 **potions** each so that each **shelf** has **potions** of at most two different **colors**.



Here are 25 **potions** of 5 different **colors**.
Split them into 5 **shelves** of 5 **potions** each so that each **shelf** has **potions** of at most two different **colors**.

A ***good split*** of a group of $5n$ potions of n colors is a way of splitting them across shelves where each shelf has five potions with no more than two colors.

Theorem: For any group of $5n$ potions of n colors, there is a good split of those potions.

$P(n)$ is the statement "for any group of $5n$ potions of n colors, there exists a good split of those potions."

$P(0)$

Theorem: For any group of $5n$ potions of n different, colors there exists a good split of those potions.

P(n) is the statement "for any group of $5n$ potions of n colors, there exists a good split of those potions."

$$\forall k \in \mathbb{N}.\ (P(k) \to P(k+1))$$

Which of the following best describes the high-level structure of the inductive step of this proof?

A. Begin with a group of $5k$ potions of k colors. Find a way to add in five new potions and one color.

B. Begin with a group of $5k+5$ potions of $k+1$ colors. Find a way to remove five potions and one color.

Answer at ***https://cs103.stanford.edu/pollev***

Theorem: For any group of $5n$ potions of n different, colors there exists a good split of those potions.

P(n) is the statement "for any group of $5n$ potions of n colors, there exists a good split of those potions."

$$\forall k \in \mathbb{N}.\ (P(k) \to P(k+1))$$

What kind of quantifier is embedded in our predicate, P(n)?

Theorem: For any group of $5n$ potions of n different, colors there exists a good split of those potions.

P(n) is the statement "for any group of $5n$ potions of n colors, there exists a good split of those potions."

$$\forall k \in \mathbb{N}.\ (P(k) \to P(k+1))$$

if

for every group of $5k$ potions of k colors, there's a good split of those potions.

Assume a universal

then

for every group of $5k+5$ potions of $k+1$ colors, there's a good split of those potions.

Prove a universal

Theorem: For any group of $5n$ potions of n different, colors there exists a good split of those potions.



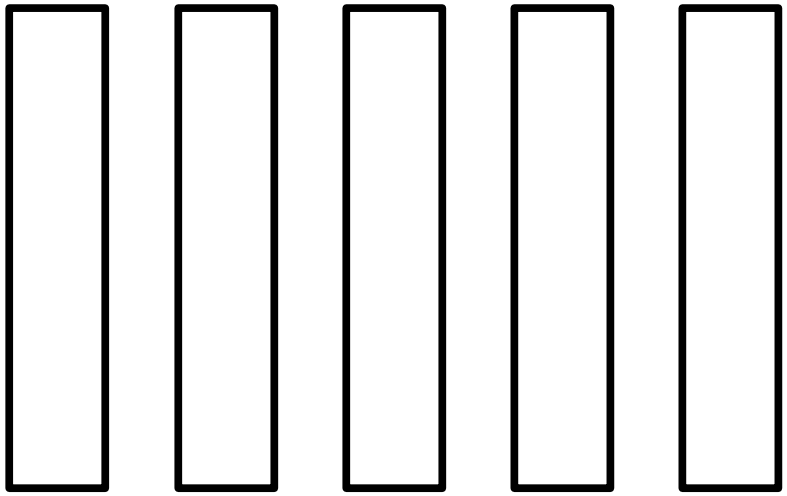

Idea: Begin with $5k+5$ potions and $k+1$ colors.
Find a way to remove five potions and one color.

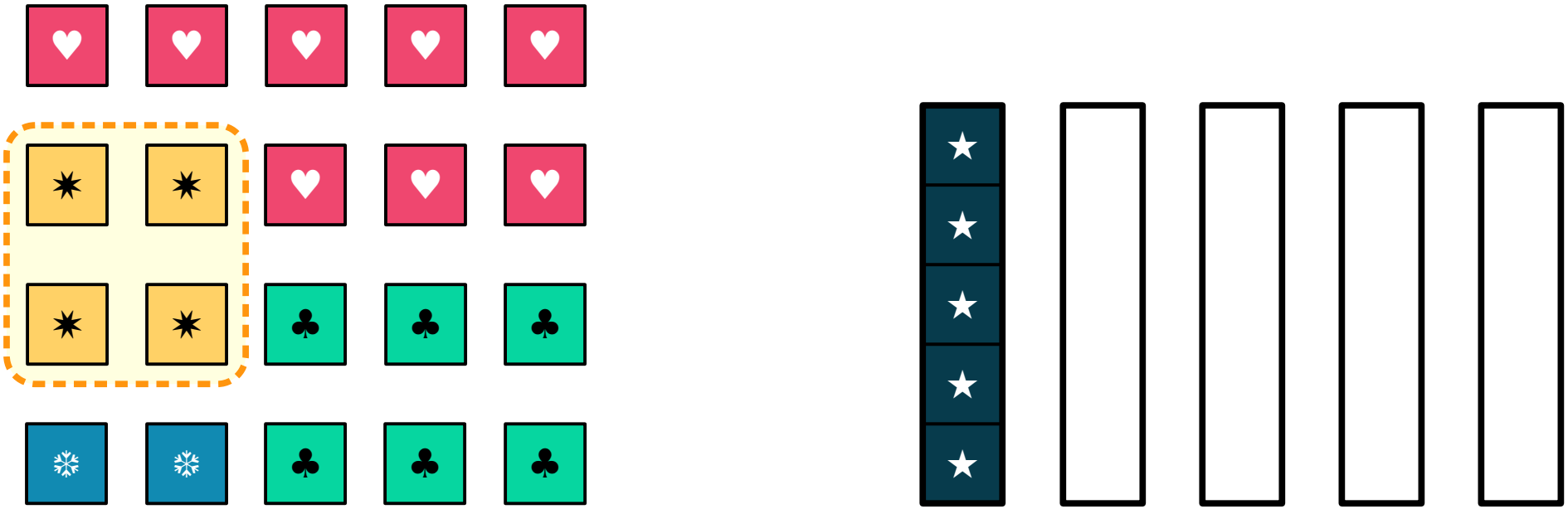

Idea: Begin with $5k+5$ potions and $k+1$ colors.
Find a way to remove five potions and one color.

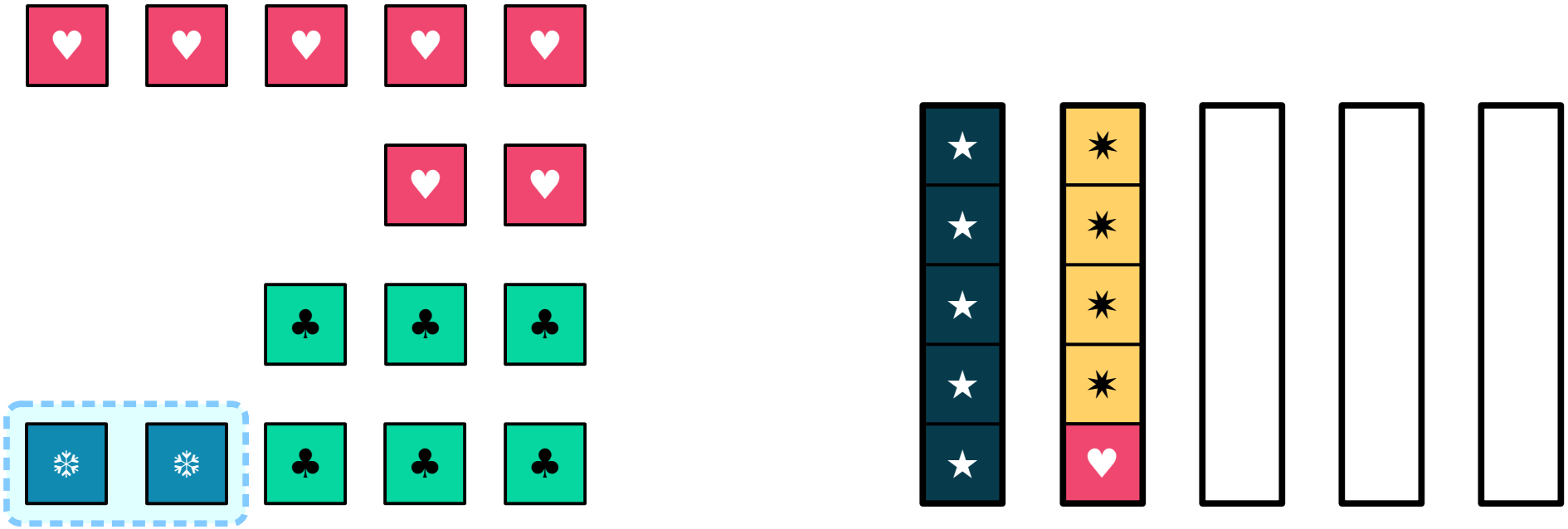

Idea: Begin with $5k+5$ potions and $k+1$ colors.
Find a way to remove five potions and one color.

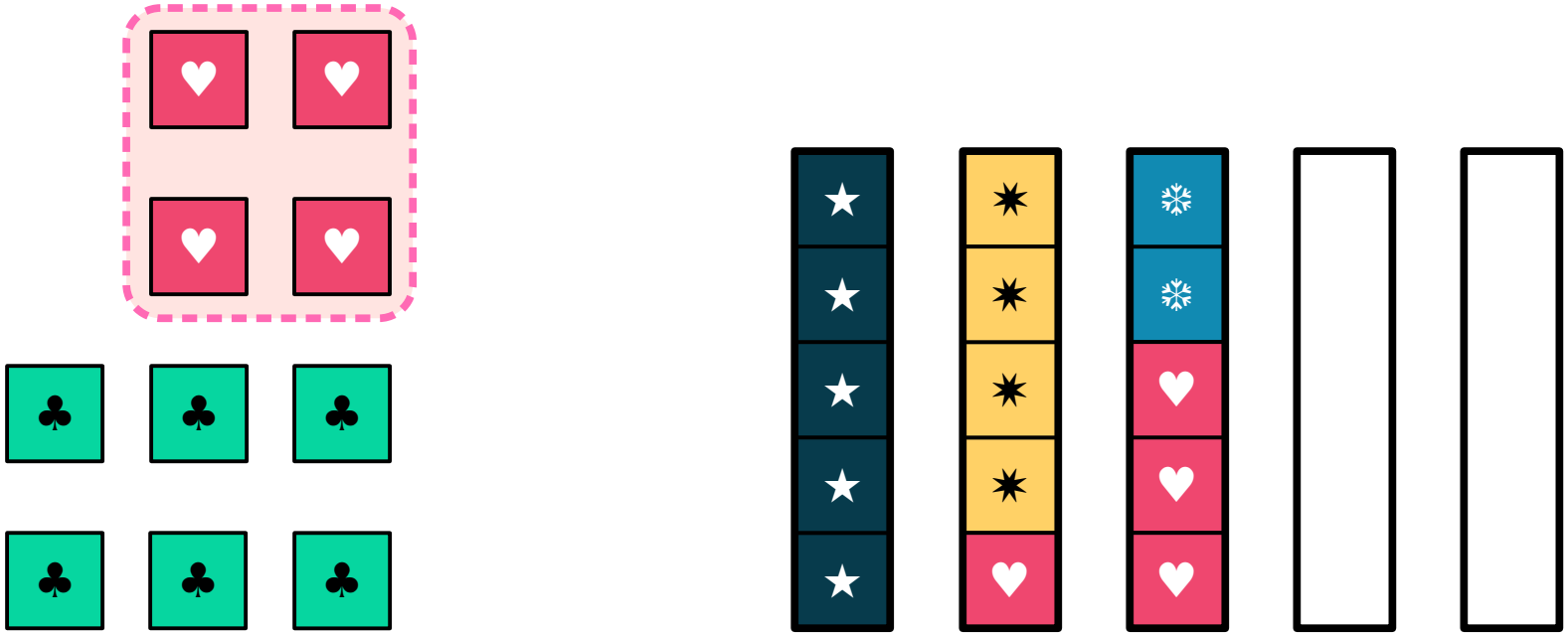

Idea: Begin with $5k+5$ potions and $k+1$ colors.
Find a way to remove five potions and one color.



Idea: Begin with $5k+5$ potions and $k+1$ colors.
Find a way to remove five potions and one color.



Idea: Begin with $5k+5$ potions and $k+1$ colors.
Find a way to remove five potions and one color.

Find a color that appears five or fewer times.

If it's exactly five times, place all potions of that color on a single shelf.

Otherwise, place all potions of that color and "top off" with potions of another color.



Idea: Begin with $5k+5$ potions and $k+1$ colors. Find a way to remove five potions and one color.

Theorem: Every group of $5n$ potions of n colors has a good split.

Proof: Let $P(n)$ be the statement "for any group of $5n$ potions of n colors, there exists a good split of those potions." We will prove that $P(n)$ holds for all $n \in \mathbb{N}$, from which the theorem follows.

As our base case, we prove $P(0)$, that any group of 0 potions of 0 colors has a good split. Pick any group of 0 potions. Placing them onto 0 shelves satisfies the requirement of a good split, so $P(0)$ holds.

For our inductive step, pick some $k \in \mathbb{N}$ and assume $P(k)$ holds: any group of $5k$ potions of k colors has a good split. We will prove $P(k+1)$: that any group of $5k+5$ potions of $k+1$ colors has a good split.

Pick any group of $5k+5$ potions of $k+1$ colors.

We need to find a color that appears five or fewer times. What mathematical tool guarantees such a color exists?

Theorem: Every group of $5n$ potions of n colors has a good split.

Proof: Let $P(n)$ be the statement "for any group of $5n$ potions of n colors, there exists a good split of those potions." We will prove that $P(n)$ holds for all $n \in \mathbb{N}$, from which the theorem follows.

As our base case, we prove $P(0)$, that any group of 0 potions of 0 colors has a good split. Pick any group of 0 potions. Placing them onto 0 shelves satisfies the requirement of a good split, so $P(0)$ holds.

For our inductive step, pick some $k \in \mathbb{N}$ and assume $P(k)$ holds: any group of $5k$ potions of k colors has a good split. We will prove $P(k+1)$: that any group of $5k+5$ potions of $k+1$ colors has a good split.

Pick any group of $5k+5$ potions of $k+1$ colors. By the GPHP, there is a color (call it **purple**) with $p \leq 5$ potions.

A nice abbreviation of "generalized pigeonhole principle."

Theorem: Every group of $5n$ potions of n colors has a good split.

Proof: Let $P(n)$ be the statement "for any group of $5n$ potions of n colors, there exists a good split of those potions." We will prove that $P(n)$ holds for all $n \in \mathbb{N}$, from which the theorem follows.

As our base case, we prove $P(0)$, that any group of 0 potions of 0 colors has a good split. Pick any group of 0 potions. Placing them onto 0 shelves satisfies the requirement of a good split, so $P(0)$ holds.

For our inductive step, pick some $k \in \mathbb{N}$ and assume $P(k)$ holds: any group of $5k$ potions of k colors has a good split. We will prove $P(k+1)$: that any group of $5k+5$ potions of $k+1$ colors has a good split.

Pick any group of $5k+5$ potions of $k+1$ colors. By the GPHP, there is a color (call it **purple**) with $p \leq 5$ potions. We consider two cases:

Case 1: $p = 5$. Place all five purple potions onto their own shelf.

- *Case 2:* $p < 5$. By the GPHP, there is some other color (call it **green**) with $g \geq 5$ potions. Place all p purple potions and $5 - p \leq g$ green potions onto one shelf.

In each case, we form a shelf with 5 potions of at most two different colors and are left with $5k$ potions of k colors. By our IH, there is a good split for the remaining potions. That, plus our original shelf, is a good split of the $5k+5$ potions. Thus $P(k+1)$ holds, completing the induction. ■

A Neat Application

- This result on colored potions forms the basis for the ***alias method***, a fast algorithm for simulated rolls of a loaded die in software.
- This in turn has applications throughout computer science.
- Want to learn more? Check out ***this blog post***, which shows how to apply this result.

Mathematical Induction

Part 2

1. Recap from Last Time
2. The Magic Potions Problem
3. **“Building Up” vs. “Building Down”**
4. Announcements
5. Complete Induction
6. Eating a Chocolate Bar
7. Induction vs. Complete Induction
8. An Important Milestone
9. What’s Next?

for any group of $5n$ potions of n colors,
there is a good split of those potions.

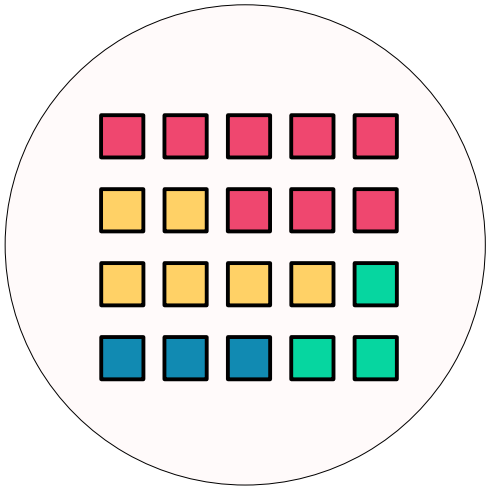

Start with more potions

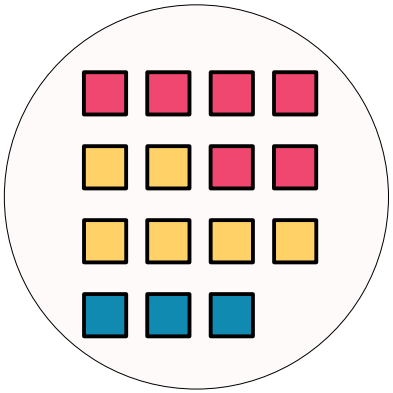

Get to fewer potions

universal quantifier

$\forall$

"build down"

"***there exists*** a way to subdivide
a square into n squares."

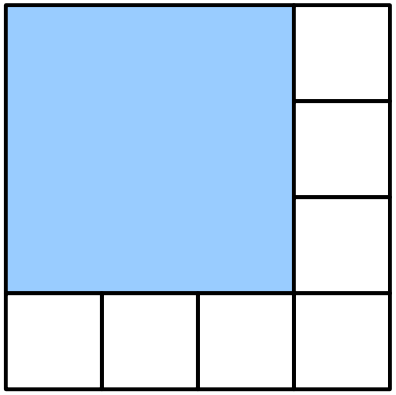

Start with fewer squares



Get to more squares

existential quantifier

$\exists$

"build up"

Following the Rules

- When working with square subdivisions, our predicate looked like this:

  $P(n)$ is "***there exists*** a way to subdivide a square into n squares."

- When working with colored potions, our predicate looked like this:

  $P(n)$ is "***for any*** group of $5n$ potions of n colors, there is a good split of those potions."

- With squares, the quantifier is $\exists$. With potions, the first quantifier is $\forall$.

- This fundamentally changes the "feel" of induction.

Build Up with ∃

- In the case of squares, in our inductive step, we prove

  If

  there exists a subdivision into k squares,

  then

  there exists a subdivision into $k+3$ squares.

- Assuming the antecedent gives us a concrete subdivision into k squares.

- Proving the consequent means finding some way to subdivide in to $k+3$ squares.

- The inductive step goal is to "***build up***:" start with a smaller number of squares, and somehow work out what to do to get a larger number of squares.

Build Down with ∀

- In the colored potions case, in our inductive step, we prove

  If

  for all groups of $5k$ potions of k colors,
  there's a good split

  then

  for all groups of $5k+5$ potions of $k+1$ colors,
  there's a good split

- Assuming the antecedent means once we find $5k$ potions and k colors, we can group them into a good split.

- Proving the consequent means picking an arbitrary group of $5k+5$ potions of $k+1$ colors and looking for a good split.

- The inductive step goal is to "***build down***:" start with a larger set of potions, then find a way to turn it into a smaller set of potions.

Some Notes

- Not all predicates $P(n)$ will have the form outlined here.
  - That's okay! Just use the normal rules for assuming and proving things.
  - Think of these as quick shorthands rather than fundamentally new strategies.
- In all cases, assume $P(k)$ and prove $P(k+1)$.
  - All that changes is what you do to assume $P(k)$ and what you do to prove $P(k+1)$.
- When in doubt, consult the assume/prove table.
  - It really does work for all cases!

Mathematical Induction

Part 2

1. Recap from Last Time
2. The Magic Potions Problem
3. “Building Up” vs. “Building Down”
4. **Announcements**
5. Complete Induction
6. Eating a Chocolate Bar
7. Induction vs. Complete Induction
8. An Important Milestone
9. What’s Next?

Problem Sets

- PS4 was due at 1:00 PM.
  - As always, feel free to use one of your three free late days to submit by 1:00 PM on Saturday if needed.
- PS5 will be posted after class and is due next Friday at 1:00 PM.
  - You know the drill: ask questions on Ed or office hours if you have them. That’s what we’re here for!

Mathematical Induction

Part 2

1. Recap from Last Time
2. The Magic Potions Problem
3. “Building Up” vs. “Build
4. Announcements
5. Complete Induction
6. Eating a Chocolate Bar
7. Induction vs. Complete Induction
8. An Important Milestone
9. What’s Next?

First, an interlude!

Interlude:

Rule of Product

and

Rule of Sum!

Rule of Product

- Suppose you want to complete some tasks that involves three independent steps: you do A, then you do B, and then C.
- Suppose there are x ways to do A, y ways to do B, and z ways to do C.
- **Example:** ordering a drink, sandwich, and bakery treat at a cafe.
- How many ways are there to complete this task?
- **Answer:** xyz

From the Rule of Product

Rule of Sum

- Suppose you want to complete some tasks that involves doing *exactly one* of A or B or C.
- Suppose there are x ways to do A, y ways to do B, and z ways to do C.
- **Example:** limiting yourself to ordering exactly one: a drink, a sandwich, or a bakery treat at a cafe.
- How many ways are there to complete this task?
- **Answer:** $x + y + z$

From the Rule of Sum

Mathematical Induction

Part 2

1. Recap from Last Time
2. The Magic Potions Problem
3. “Building Up” vs. “Building Down”
4. Announcements
5. **Complete Induction**
6. Eating a Chocolate Bar
7. Induction vs. Complete Induction
8. An Important Milestone
9. What’s Next?

Let’s do the wave again!

If you are the ***leftmost*** person in your row, stand up right now.

Round Two!

If you are the ***leftmost*** person
in your row, stand up right now.

Everyone else: stand up as soon as
everyone left of you in your row stands up.

What Just Happened?

This is kinda like $P(0)$.

If you are the ***leftmost*** person in your row, stand up right now.

Everyone else: stand up as soon as the person to your left in your row stands up.

This is kinda like $P(k) \to P(k+1)$.

What Just Happened?

This is kinda like $P(0)$.

If you are the ***leftmost*** person in your row, stand up right now.

Everyone else: stand up as soon as ***everyone*** left of you in your row stands up.

What sort of sorcery is this?

Let P be some predicate. The ***principle of complete induction*** states that if

If it starts true…

$P(0)$ is true

and

…and it stays true…

for all $k \in \mathbb{N}$, if $P(0)$, …, and $P(k)$ are true, then $P(k+1)$ is true

then

$\forall n \in \mathbb{N}.\ P(n)$

…then it's always true.

Complete Induction

- You can write proofs using the principle of ***complete*** induction as follows:
  - Define some predicate $P(n)$ to prove by induction on n.
  - Choose and prove a base case (probably, but not always, $P(0)$).
  - Pick an arbitrary $k \in \mathbb{N}$ and assume that $\boldsymbol{P(0)}$, $\boldsymbol{P(1)}$, $\boldsymbol{P(2)}$, **...**, **and** $\boldsymbol{P(k)}$ are all true.
  - Prove $P(k+1)$.
  - Conclude that $P(n)$ holds for all $n \in \mathbb{N}$.

Mathematical Induction

Part 2

1. Recap from Last Time
2. The Magic Potions Problem
3. “Building Up” vs. “Building Down”
4. Announcements
5. Complete Induction
6. **Eating a Chocolate Bar**
7. Induction vs. Complete Induction
8. An Important Milestone
9. What’s Next?

Eating a Chocolate Bar

- You have a $1 \times n$ chocolate bar subdivided into 1×1 squares.
- You eat the chocolate bar from left to right by breaking off one or more squares and eating them in one (possibly enormous) bite.
- How many ways can you eat a…
  - 1×1 chocolate bar?
  - 1×2 chocolate bar?
  - 1×3 chocolate bar?
  - 1×4 chocolate bar?

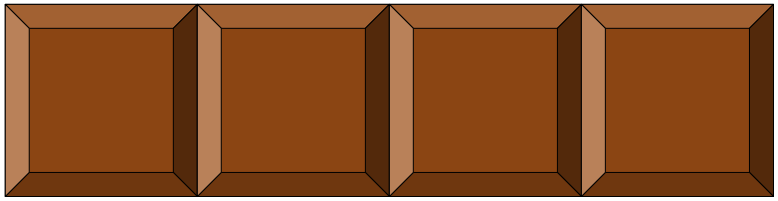



There are eight ways to eat a 1×4 chocolate bar.

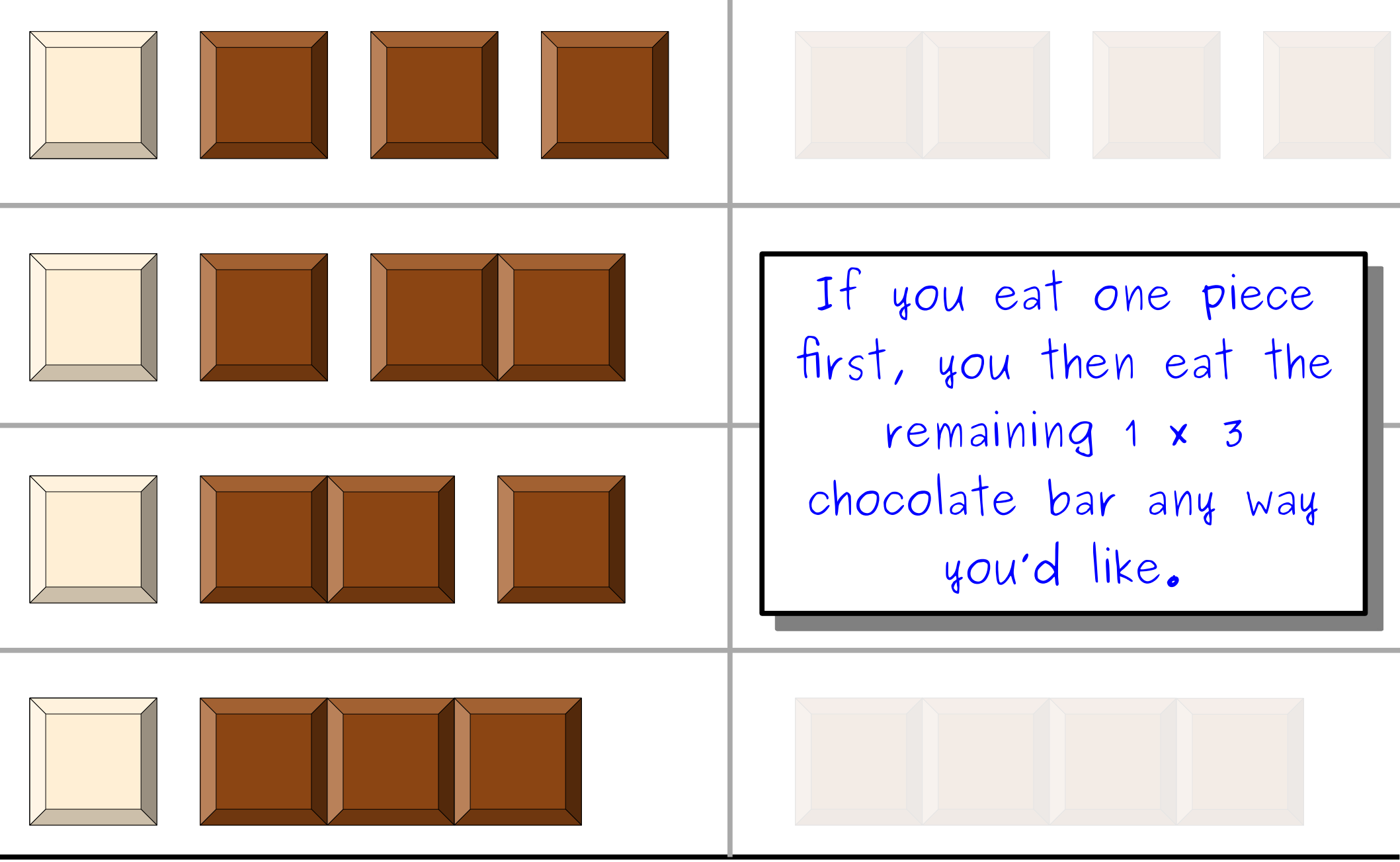

There are eight ways to eat a 1×4 chocolate bar.

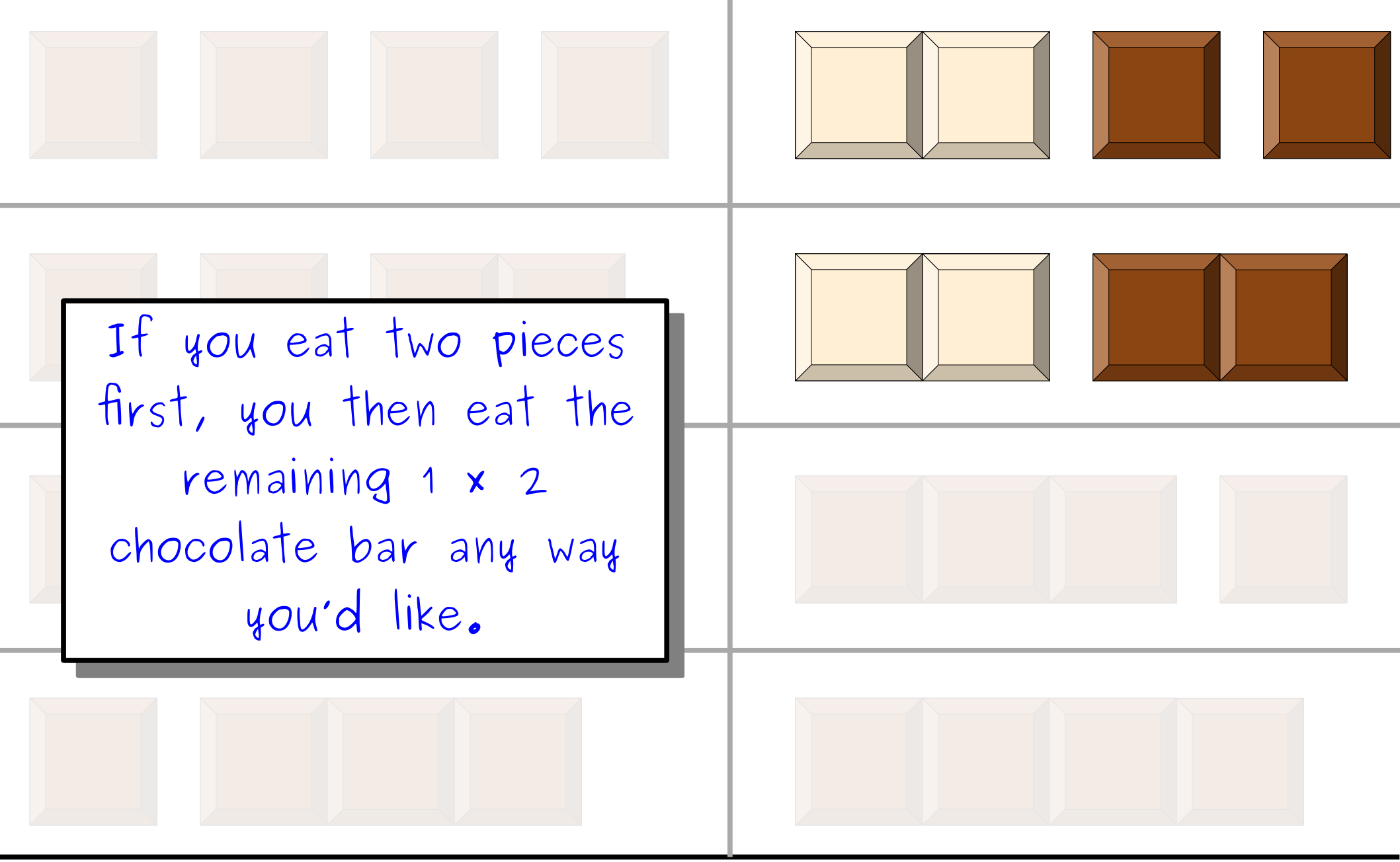

There are eight ways to eat a 1×4 chocolate bar.

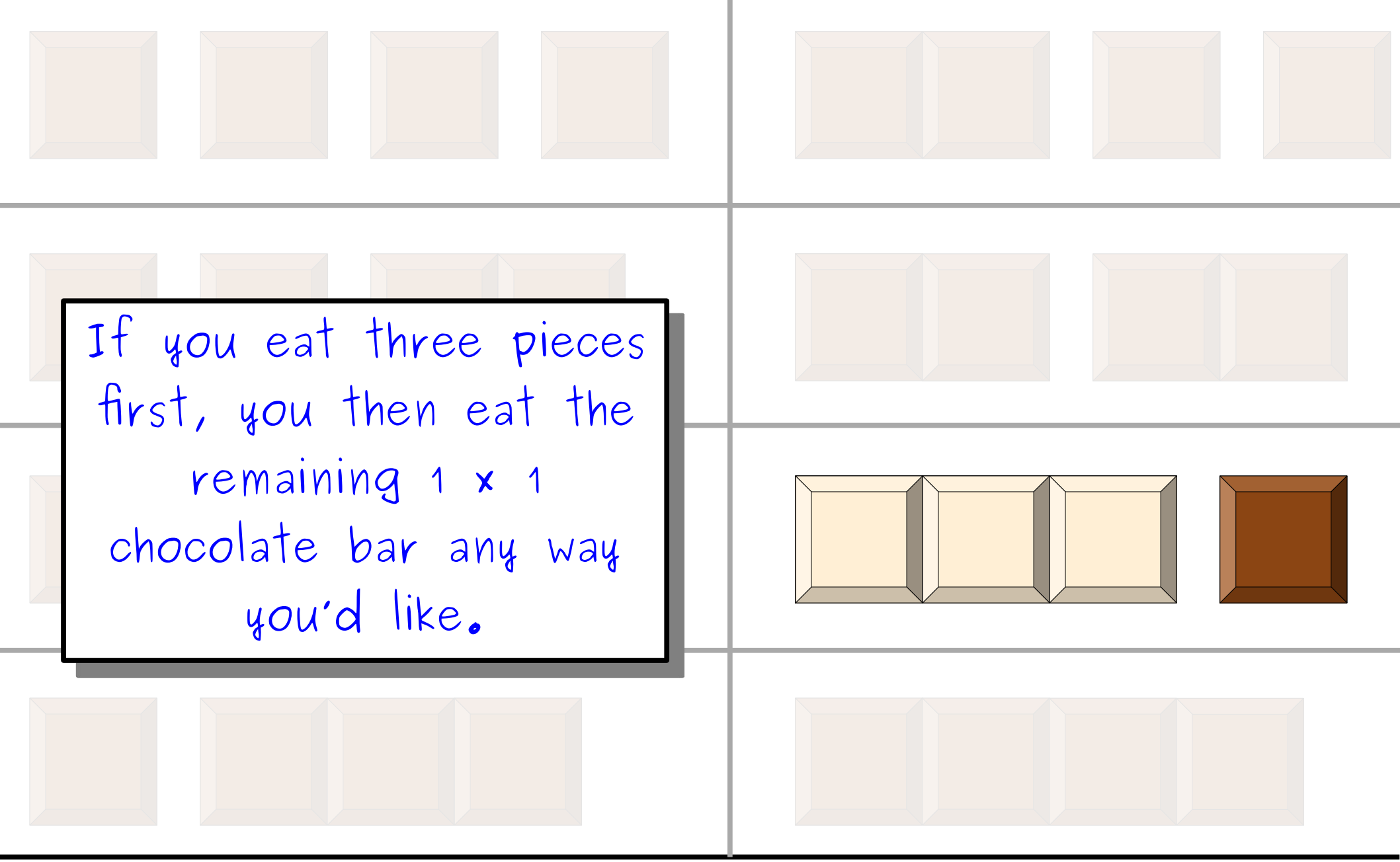

There are eight ways to eat a 1×4 chocolate bar.



There are eight ways to eat a 1×4 chocolate bar.

Eating a Chocolate Bar

- There's…
  - 1 way to eat a 1×1 chocolate bar,
  - 2 ways to eat a 1×2 chocolate bar,
  - 4 ways to eat a 1×3 chocolate bar, and
  - 8 ways to eat a 1×4 chocolate bar.
- ***Our guess:*** There are 2^{n-1} ways to eat a $1 \times n$ chocolate bar for any natural number $n \geq 1$.
- And we think it has something to do with this insight: we eat the bar either by
  - eating the whole thing in one bite, or
  - eating some piece of size k, then eating the remaining $n - k$ pieces however we'd like.
- Let's formalize this!

Theorem: For any natural number $n \geq 1$, the number of ways to eat a $1 \times n$ chocolate bar from left to right is 2^{n-1}.

Proof: Let $P(n)$ be "the number of ways to eat a $1 \times n$ chocolate bar from left to right is 2^{n-1}." We will prove by induction that $P(n)$ holds for all natural numbers $n \geq 1$, from which the theorem follows.

As our base case, we prove $P(1)$, that the number of ways to eat a 1×1 chocolate bar from left to right is $2^{1-1} = 1$. The only option here is to eat the entire chocolate bar at once, so there's just one way to eat it, as needed.

For our inductive step, assume for some arbitrary natural number $k \geq 1$ that $P(1)$, ..., and $P(k)$ are true. We need to show $P(k+1)$ is true, that the number of ways to eat a $1 \times (k+1)$ chocolate bar is 2^k.

There are two options for how to eat the bar. First, we can eat the whole chocolate bar in one bite. Second, we could eat a piece of size r for some $1 \leq r \leq k$, leaving a chocolate bar of size $k+1-r$, then eat that chocolate bar from left to right. Since $1 \leq r \leq k$, we know that $1 \leq k+1-r \leq k$, so by our inductive hypothesis there are 2^{k-r} ways to eat the remainder.

Summing up this first option, plus all choices of r for the second option, we see that the number of ways to eat the chocolate bar is

$$1 + 2^0 + 2^1 + \ldots + 2^{k-1} \quad = \quad 1 + 2^k - 1 \quad = \quad 2^k.$$

Thus $P(k+1)$ holds, completing the induction. ■

More on Chocolate Bars

- Imagine you have an $m \times n$ chocolate bar. Whenever you eat a square, you have to eat all squares above it and to the left.
- How many ways are there to eat the chocolate bar?

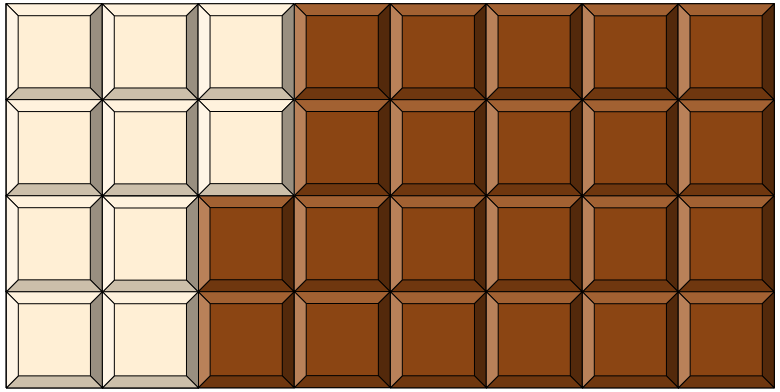

- ***Open Problem:*** Find a non-recursive exact formula for this number, or give an approximation whose error drops to zero as m and n tend toward infinity.

Mathematical Induction

Part 2

1. Recap from Last Time
2. The Magic Potions Problem
3. “Building Up” vs. “Building Down”
4. Announcements
5. Complete Induction
6. Eating a Chocolate Bar
7. **Induction vs. Complete Induction**
8. An Important Milestone
9. What’s Next?

Induction vs. Complete Induction

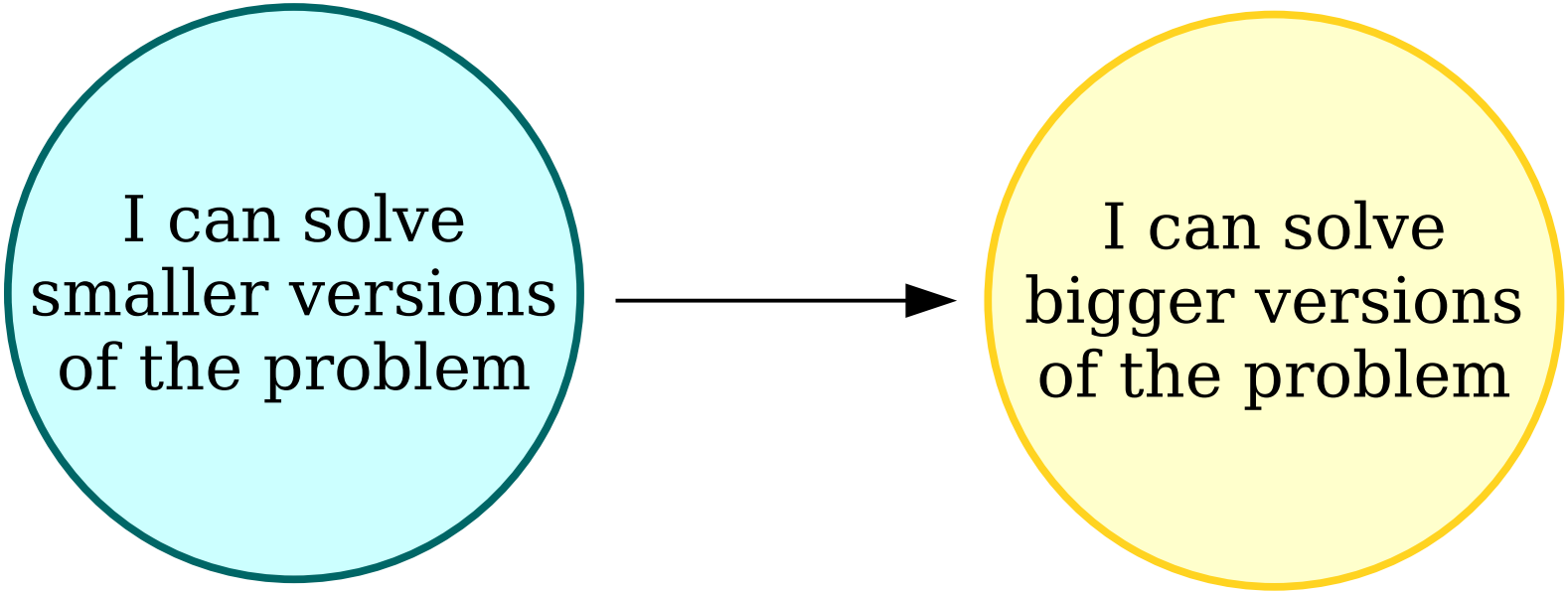

Induction vs. Complete Induction

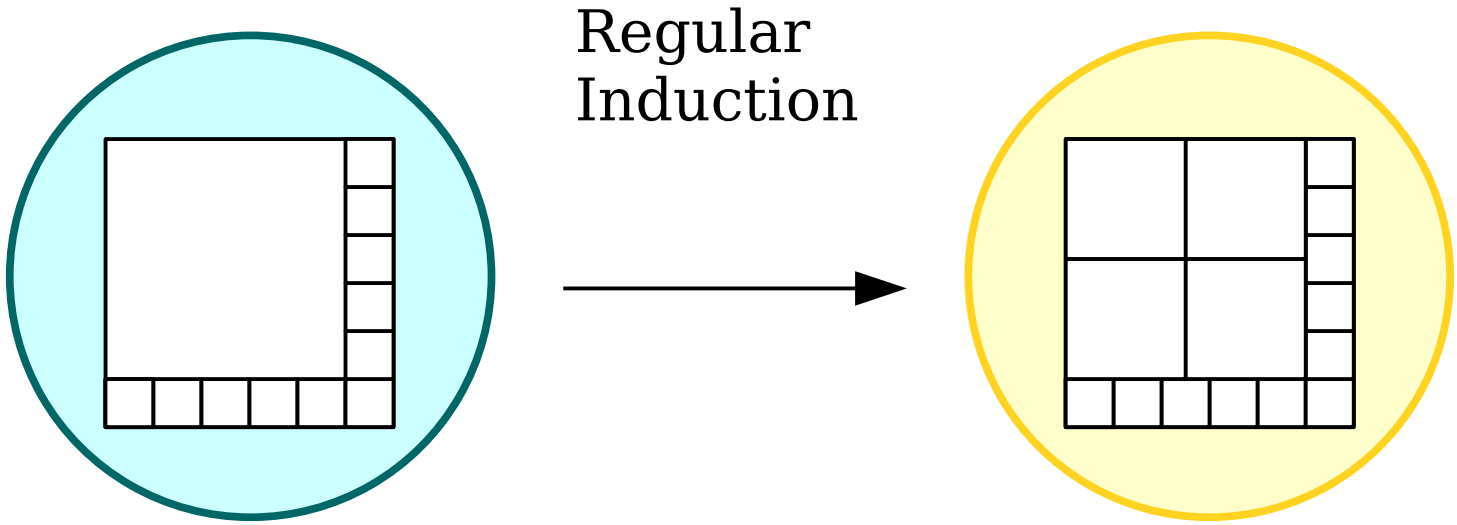

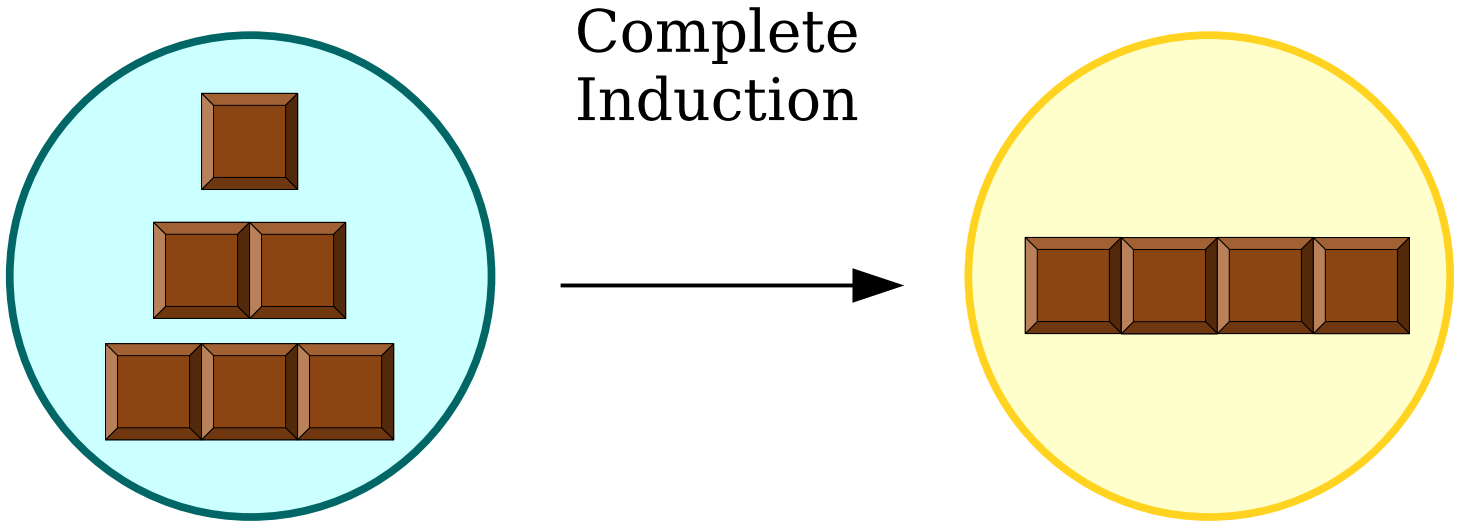

Induction vs. Complete Induction

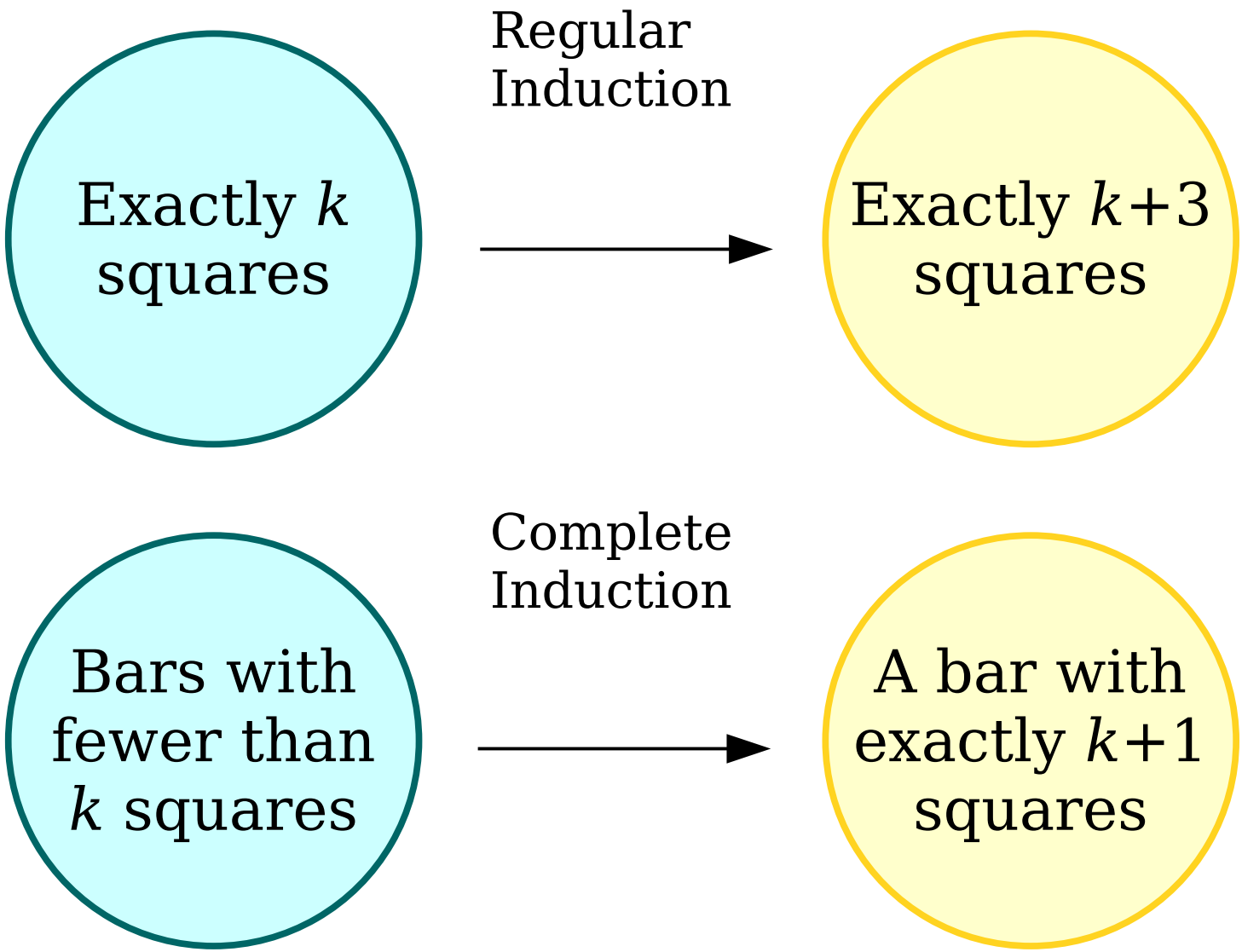

Induction vs. Complete Induction

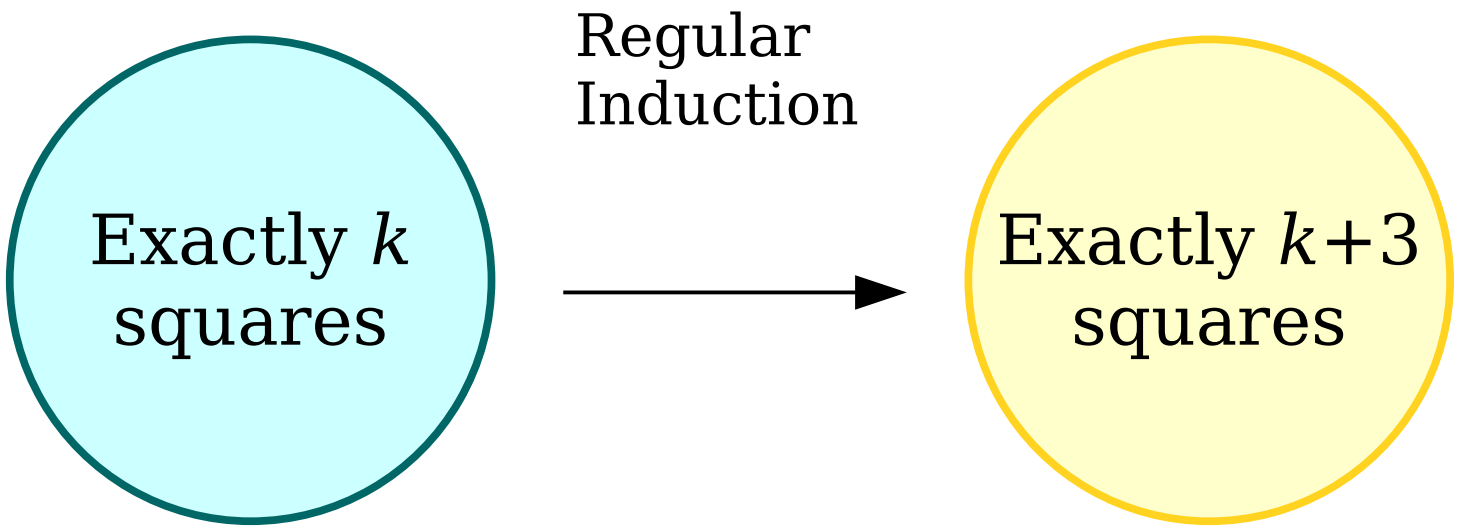

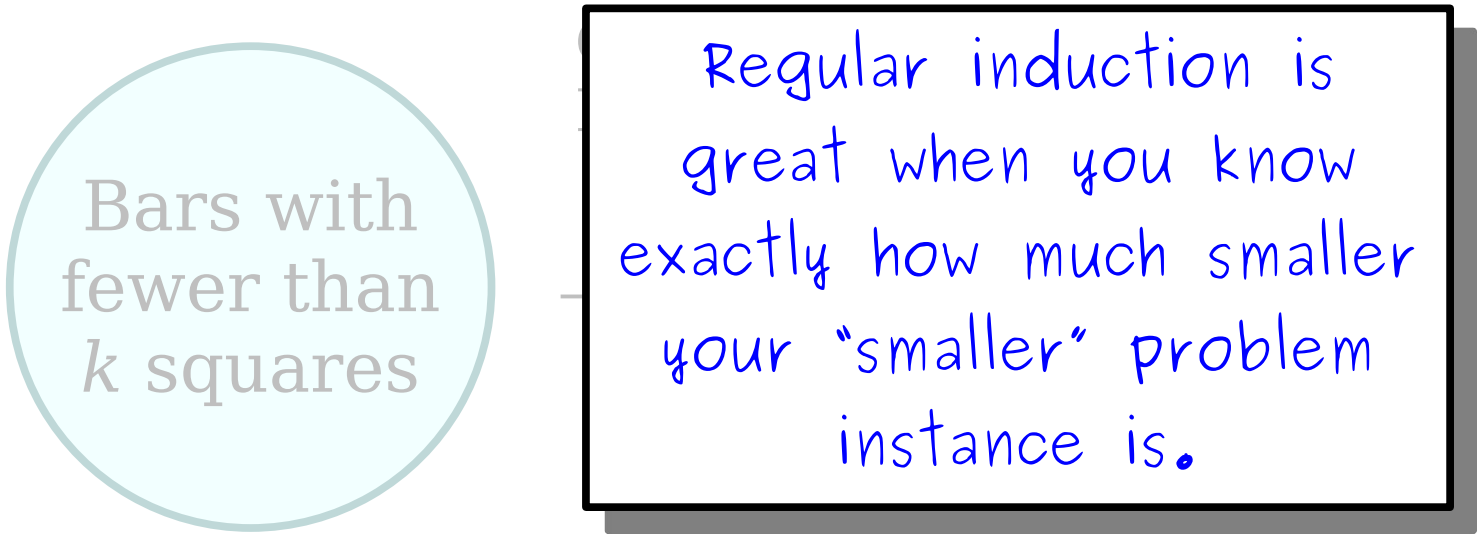

Induction vs. Complete Induction

Complete induction is great when you know things get smaller, but you're not sure by how much.

Regular Induction

Exactly $k+3$ squares

Complete Induction

Bars with fewer than k squares

A bar with exactly $k+1$ squares

Mathematical Induction

Part 2

1. Recap from Last Time
2. The Magic Potions Problem
3. “Building Up” vs. “Building Down”
4. Announcements
5. Complete Induction
6. Eating a Chocolate Bar
7. Induction vs. Complete Induction
8. **An Important Milestone**
9. What’s Next?

Recap: ***Discrete Mathematics***

- The past five weeks have focused exclusively on discrete mathematics:

Induction	Functions
Graphs	The Pigeonhole Principle
Formal Proofs	Mathematical Logic
Set Theory	

- These are building blocks we will use throughout the rest of the quarter.
- These are building blocks you will use throughout the rest of your CS career.

Next Up: ***Computability Theory***

- It's time to switch gears and address the limits of what can be computed.
- We'll explore these questions:
  - How do we model computation itself?
  - What exactly is a computing device?
  - What problems can be solved by computers?
  - What problems *can't* be solved by computers?
- ***We're about to explore the boundaries of what computers could ever be made to do!***

Mathematical Induction

Part 2

1. Recap from Last Time
2. The Magic Potions Problem
3. “Building Up” vs. “Building Down”
4. Announcements
5. Complete Induction
6. Eating a Chocolate Bar
7. Induction vs. Complete Induction
8. An Important Milestone
9. **What’s Next?**

Next Time

- ***Formal Language Theory***
  - How are we going to formally model computation?
- ***Finite Automata***
  - A simple but powerful computing device made entirely of math!
- ***DFAs***
  - A fundamental building block in computing.